Amundi MSCI EM Asia ESG Broad Transition UCITS ETF Acc

FACTSHEET

Marketing Communication

31/08/2026

ADVERTISEMENT

Objective and Investment Policy

This Sub-Fund is passively managed. The Sub-Fund is a financial product that promotes among other characteristics ESG characteristics pursuant to Article 8 of the Disclosure Regulation. The objective of this Sub-Fund is to track the performance of MSCI EM Asia ESG Broad CTB Select Net USD Index (the "Index"), and to minimize the tracking error between the net asset value of the Sub-Fund and the performance of the Index. The anticipated level of tracking error under normal market conditions is indicated in the Sub-Fund's prospectus. The Index is an equity index based on the MSCI EM Asia Index (the "Parent Index") representative of the large and mid-cap securities across Emerging Markets countries in Asia, that excludes companies from the Parent Index based on social or environmental criteria. Additionally, the Index aims to represent the performance of a strategy that reweights securities based upon the opportunities and risks associated with the climate transition to meet the EU Climate Transition Benchmark (EU CTB) regulation minimum requirements. For further information on the exclusions applied by the Index pursuant to the EU Climate Transition Benchmarks (CTB), please refer to the "Guidelines on funds' names using ESG or sustainability-related terms" section of the Prospectus. The Index is a Net Total Return Index: dividends net of tax paid by the index constituents are included in the Index return. The Index is constructed by applying a combination of values based exclusions and an optimization process that minimizes the ex-ante tracking error compared to the Parent Index while ensuring that the ESG score of the Index is at least equal to the ESG score of the Parent Index and to meet the EU Climate Transition Benchmark (EU CTB) regulation minimum requirements while targeting a similar risk profile to the Parent Index. More information about the composition of the Index and its operating rules are available in the prospectus and at: www.msci.com. The Index value is available via Bloomberg (MXEFAECT). The exposure to the Index will be achieved through a direct replication, mainly by making direct investments in transferable securities and/or other eligible assets representing the Index constituents in a proportion extremely close to their proportion in the index. The Investment Manager will be able to use derivatives in order to deal with inflows and outflows and which relate to the Index or constituents of the Index for investment and/or efficient portfolio management. In order to generate additional income to offset its costs, the Sub-Fund may also enter into securities lending operations.

Performances from 18/11/2024 to 31/08/2026 (Source : Fund Admin)

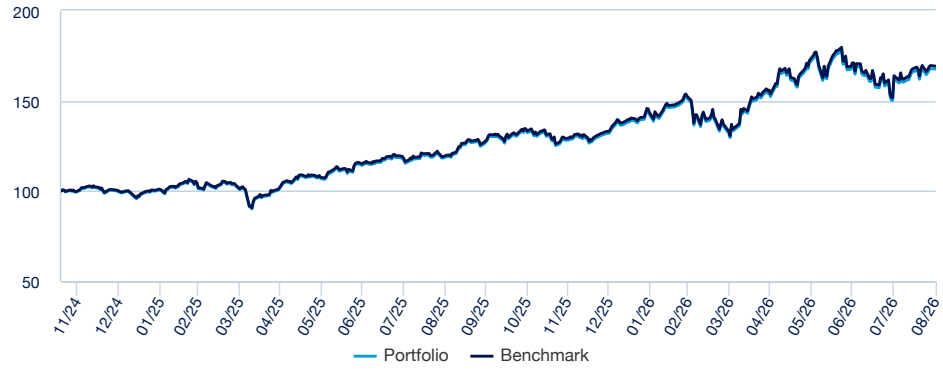

Risk indicators (Source: Fund Admin)

	1 year	Inception to date *
Portfolio volatility *	21.39%	18.90%
Benchmark volatility	21.43%	18.93%
Ex-post Tracking Error	0.19%	0.22%
Sharpe ratio	1.78	1.59

* Volatility is a statistical indicator that measures an asset's variations around its average value. For example, market variations of +/- 1.5% per day correspond to a volatility of 25% per year. The higher the volatility, the higher the risk.
The Tracking Error indicator measures the performance's difference between the fund and the benchmark

Cumulative returns* (Source: Fund Admin)

	YTD	1 month	3 months	1 year	3 years	5 years	Since
Since	31/12/2025	31/07/2026	29/05/2026	29/08/2025	-	-	18/11/2024
Portfolio	26.91%	3.28%	-1.88%	41.78%	-	-	67.54%
Benchmark	27.04%	3.20%	-1.82%	42.21%	-	-	69.11%
Spread	-0.13%	0.08%	-0.06%	-0.43%	-	-	-1.57%

Calendar year performance* (Source: Fund Admin)

	2025	2024	2023	2022	2021
Portfolio	32.79%	-	-	-	-
Benchmark	33.30%	-	-	-	-
Spread	-0.50%	-	-	-	-

** Source : Amundi. The above cover complete periods of 12 months for each calendar year.* ***Past performance is no predictor of current and future results and does not guarantee future yield*** *. Any losses or gains do not take into consideration any costs, commissions and fees incurred by the investor in the issue and buyout of the shares (e.g. taxes, brokerage fees or other commissions deducted by the financial intermediary). If performance is calculated in a currency other than the euro, any losses or gains generated can thereby be affected by exchange rate fluctuations (both upward and downward). The discrepancy accounts for the performance difference between the portfolio and the index.*

Amundi MSCI EM Asia ESG Broad Transition UCITS ETF Acc

FACTSHEET

Marketing Communication
31/08/2026

ADVERTISEMENT

Risk Indicator ***(Source : Fund Admin)***



The SRI represents the risk and return profile as presented in the Key Information Document (KID). The lowest category does not imply that there is no risk. The SRI is not guaranteed and may change over time. The risk indicator assumes you keep the product for 5 years.
The summary risk indicator is a guide to the level of risk of this product compared to other products. It shows how likely it is that the product will lose money because of movement in the markets or because we are not able to pay you.

We have classified this product as 4 out of 7, which is a medium risk class. This rates the potential losses from future performance at a medium level, and poor market conditions could impact our capacity to pay you. Additional risks: Market liquidity risk could amplify the variation of product performances. This product does not include any protection from future market performance so you could lose some or all of your investment. Beside the risks included in the risk indicator, other risks may affect the Sub-Fund's performance. Please refer to the Amundi Index Solutions prospectus.

Characteristics (source: Amundi)

VL	**A : 19.48 USD**
Assets Under Management (AUM)	**769.68 (million USD)**
Management fees and other administrative or operating costs *	**0.25%**
NAV and AUM as of	**31/08/2026**
ISIN code	**A : LU1781541849**
WKN	**A : LYX0YF**
Replication type	**Physical**
Benchmark	**100% MSCI EM ASIA ESG BROAD CTB SELECT INDEX**
Type of shares	**Accumulation**
Fund structure	SICAV under Luxembourg law
UCITS compliant	UCITS
Management Company	Amundi Luxembourg SA
Administrator	CACEIS Bank, Luxembourg Branch
Custodian	CACEIS Bank, Luxembourg Branch
Independent auditor	DELOITTE AUDIT
Share-class inception date	18/11/2024
First NAV	11.62 (USD)
Date of the first NAV	18/11/2024
Share-class reference currency	USD
Minimum investment to the secondary market	1 Share(s)
Frequency of NAV calculation	Daily
Fiscal year end	September

* For more information regarding the full set of fees borne by the fund, please refer to its Key Information Document (KID). Transaction fees and commissions may apply when trading ETFs.

Amundi MSCI EM Asia ESG Broad Transition UCITS ETF Acc

FACTSHEET

Marketing Communication
31/08/2026

ADVERTISEMENT

Meet the Team



Lionel Brafman
Head of the Index & Multistrategies team



Fabian Samson
Lead Portfolio Manager



Keisuke NAKAYAMA
Co-Portfolio Manager

Index Data (Source : Amundi)

Description of the Index

The Index is an equity index based on the MSCI EM Asia Index (the "Parent Index") representative of the large and mid-cap securities across Emerging Markets countries in Asia. The Index excludes companies whose products have negative social or environmental impacts, while overweighting companies with a strong MSCI ESG Score. Additionally, the Index aims to represent the performance of a strategy that reweights securities based upon the opportunities and risks associated with the climate transition to meet the EU Climate Transition Benchmark (EU CTB) regulation minimum requirements. The Index follows a selectivity approach that permits the reduction by at least 20% of the initial investment universe (expressed in number of issuers) as further described in Appendix I – ESG Related Disclosures to this Prospectus.

Information (Source: Amundi)

Asset class : **Equity**
Exposure : **Asia**
Benchmark index currency : **USD**

Holdings : **840**

Top 10 benchmark holdings (source : Amundi)

	% of assets (Index)
TAIWAN SEMICONDUCTOR MANUFAC	18.40%
SAMSUNG ELECTRONICS	8.40%
SK HYNIX INC	6.57%
TENCENT HOLDINGS LTD	3.38%
ALIBABA GROUP HOLDING LTD	2.37%
MEDIATEK INC	1.83%
SAMSUNG ELECT-PFD	1.38%
DELTA ELECTRONICS INC	1.19%
CHINA CONSTRUCT BANK	1.11%
HDFC BANK LIMITED	0.90%
Total	**45.52%**

For illustrative purposes only and not a recommendation to buy or sell securities.

Geographical breakdown (for illustrative purposes only - Source: Amundi)

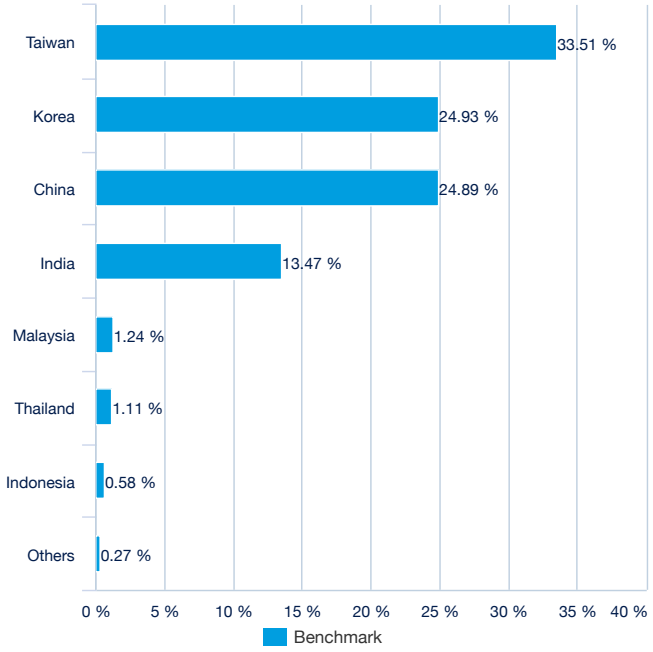

Benchmark Sector breakdown (for illustrative purposes only - Source : Amundi)

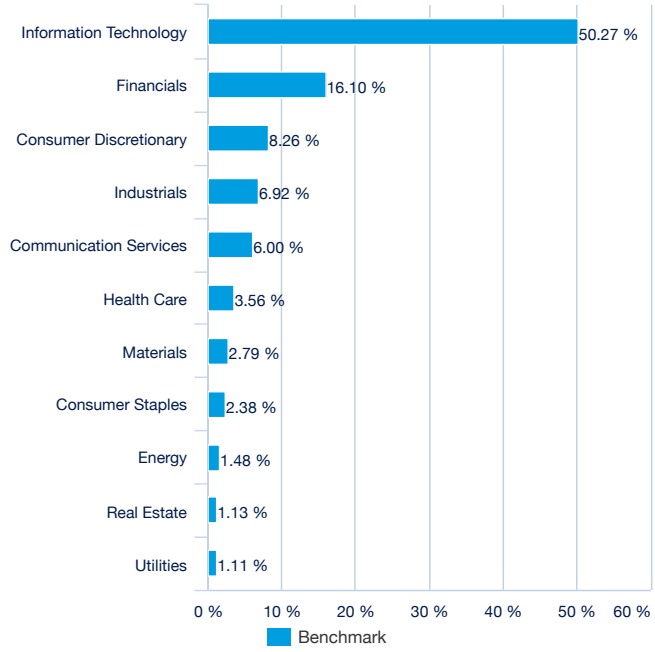

ADVERTISEMENT

Listing data (source : Amundi)

Place	CCY	Bloomberg Ticker	Bloomberg iNAV	Reuters RIC	Reuters iNAV
Berne Exchange	CHF	LCAS BW	LCASCHIV	LCAS.BN	ILCASCHFINAV=SOLA
Deutsche Boerse (Xetra)	EUR	LCUA GY	ILCASIV	LCUA.DE	ILCASINAV=SOLA
LSE	GBP	LCAL LN	LCALIV	LCAL.L	LCALINAV=SOLA
LSE	USD	LCAS LN	LCASUSIV	LCAS.L	LCASUSDINAV=SOLA
Euronext Milan	EUR	LCAS IM	ILCASIV	LCAS.MI	ILCASINAV=SOLA

Index Providers

THE SUB-FUND IS NOT SPONSORED, ENDORSED, SOLD OR PROMOTED BY MSCI INC. ("MSCI"), ANY OF ITS AFFILIATES, ANY OF ITS INFORMATION PROVIDERS OR ANY THIRD PARTY INVOLVED IN, OR RELATED TO, COMPILING OR CREATING ANY MSCI INDEX (COLLECTIVELY, THE "MSCI PARTIES"). THE MSCI INDICES ARE THE EXCLUSIVE PROPERTY OF MSCI AND ARE SERVICE MARKS OF MSCI OR ITS AFFILIATES. THE MSCI INDICES HAVE BEEN LICENSED FOR USE FOR CERTAIN PURPOSES BY AMUNDI. NONE OF THE MSCI PARTIES MAKES ANY REPRESENTATION OR WARRANTY, EXPRESS OR IMPLIED, TO THE ISSUER OR OWNERS OF THIS SUB-FUND OR ANY OTHER PERSON OR ENTITY REGARDING THE ADVISABILITY OF INVESTING IN SUBFUNDS GENERALLY OR IN THIS PARTICULAR SUB-FUND OR THE ABILITY OF ANY MSCI INDEX TO TRACK CORRESPONDING STOCK MARKET PERFORMANCE. MSCI OR ITS AFFILIATES ARE THE LICENSORS OF CERTAIN TRADEMARKS, SERVICE MARKS AND TRADE NAMES AND OF THE MSCI INDICES WHICH ARE DETERMINED, COMPOSED AND CALCULATED BY MSCI WITHOUT REGARD TO AMUNDI OR THIS SUB-FUND OR THIS SUB-FUND'S UNITHOLDERS OR ANY OTHER PERSON OR ENTITY. NONE OF THE MSCI PARTIES HAS ANY OBLIGATION TO TAKE THE NEEDS OF THE AMUNDI, THIS SUB-FUND'S UNITHOLDERS OR ANY OTHER PERSON OR ENTITY INTOCONSIDERATION IN DETERMINING, COMPOSING OR CALCULATING THE MSCI INDICES. NONE OF THE MSCI PARTIES IS RESPONSIBLE FOR OR HAS PARTICIPATED IN DETERMINATION OF THE TIMING OF, PRICES AT, OR QUANTITIES OF THIS SUB-FUND TO BE ISSUED OR IN THE DETERMINATION OR CALCULATION OF THE EQUATION BY OR THE CONSIDERATION INTO WHICH THIS SUB-FUND IS REDEEMABLE. FURTHERMORE, NONE OF THE MSCI PARTIES HAS ANY OBLIGATION OR LIABILITY TO THE ISSUER OR OWNERS OF THIS SUB-FUND OR ANY OTHER PERSON OR ENTITY IN CONNECTION WITH THE ADMINISTRATION, MARKETING OR OFFERING OF THIS SUB-FUND. ALTHOUGH MSCI SHALL OBTAIN INFORMATION FOR INCLUSION IN OR FOR USE IN THE CALCULATION OF THE MSCI INDICES FROM SOURCES THAT MSCI CONSIDERS RELIABLE, NONE OF THE MSCI PARTIES WARRANTS OR GUARANTEES THE ORIGINALITY, ACCURACY AND/OR THE COMPLETENESS OF ANY MSCI INDEX OR ANY DATA INCLUDED THEREIN. NONE OF THE MSCI PARTIES MAKES ANY WARRANTY, EXPRESS OR IMPLIED, AS TO RESULTS TO BE OBTAINED BY THE ISSUER OF THE SUB-FUND, OWNERS OF THE SUB-FUND, OR ANY OTHER PERSON OR ENTITY, FROM THE USE OF ANY MSCI INDEX OR ANY DATA INCLUDED THEREIN. NONE OF THE MSCI PARTIES SHALL HAVE ANY LIABILITY FOR ANY ERRORS, OMISSIONS OR INTERRUPTIONS OF OR IN CONNECTION WITH ANY MSCI INDEX OR ANY DATA INCLUDED THEREIN. FURTHERMORE, NONE OF THE MSCI PARTIES MAKES ANY EXPRESS OR IMPLIED WARRANTIES OF ANY KIND, AND THE MSCI PARTIES HEREBY EXPRESSLY DISCLAIM ALL WARRANTIES OF MERCHANTABILITY AND FITNESS FOR A PARTICULAR PURPOSE, WITH RESPECT TO EACH MSCI INDEX AND ANY DATA INCLUDED THEREIN. WITHOUT LIMITING ANY OF THE FOREGOING, IN NO EVENT SHALL ANY OF THE MSCI PARTIES HAVE ANY LIABILITY FOR ANY DIRECT, INDIRECT, SPECIAL, PUNITIVE, CONSEQUENTIAL OR ANY OTHER DAMAGES (INCLUDING LOST PROFITS) EVEN IF NOTIFIED OF THE POSSIBILITY OF SUCH DAMAGES.

Important information

Note on the Fund management company and the fund
Sub-fund of the Luxembourg SICAV Amundi Index Solutions (the 'Sub-fund' or the 'Fund' and the 'SICAV'). The SICAV is an undertaking for collective investment in transferable securities existing under Part I of the Luxembourg law of 17 December 2010, organised as a société dinvestissement à capital variable and registered with the Luxembourg Trade and Companies Register under number B206810. The SICAV has its registered office at 5, allée Scheffer, L-2520 Luxembourg. The Sub-fund has been authorised for public sale by the Commission de Surveillance du Secteur Financier of Luxembourg and in France by the AMF. The SICAV has other Sub-funds which are described in the prospectus. Not all sub-funds will necessarily be registered or authorized for sale in jurisdictions of all investors.

The Fund is described in a Key Information Document (KID), or Key Investor Information Document (KIID) for UK investors, and prospectus. The Funds KID, or KIID for UK investors, must be made available to potential subscribers prior to subscription.
The Funds reference material (KIID, prospectus, annual and semi-annual reports) can be obtained from Amundi on request, or obtained via the amundietf.com website.
In the United Kingdom (the "UK"), this website is being issued by Amundi (UK) Limited, 77 Coleman Street, London EC2R 5BJ, UK. Amundi (UK) Limited is authorised and regulated by the Financial Conduct Authority ("FCA") and entered on the FCA's Financial Services Register under number 114503. This may be checked at https://register.fca.org.uk/ and further information of its authorisation is available on request. Each fund and its relevant sub-fund(s) under its respective fund range that is referred to in this website (each, a "Fund") is a recognised collective investment scheme for the purposes of Section 264 of the Financial Services and Markets Act 2000 (the "FSMA").
Potential investors in the UK should be aware that none of the protections afforded by the UK regulatory system will apply to an investment in a Fund and that compensation will not be available under the UK Financial Services Compensation Scheme.
Regarding Funds admitted on a regulated market, the listing is subject to a volatility control mechanisms to ensure that the ETF price does not deviate significantly from a reference price set by the listing rules of the relevant regulated market, notably through the implementation of a trading halt mechanism in case of significant deviation from this reference price.

The Fund offers no capital guarantee. Investors may not get back the full amount of their initial investment, particularly in the event that the benchmark index falls. Subscribing to a UCITS may involve risks. Potential investors are advised to read the Funds risk profile, which is described in detail in the prospectus. The amount that is reasonable to invest in the Fund will depend on the personal circumstances of each investor. To determine this amount, investors should take into account their financial situation, personal assets, and current and future requirements, as well as considering their willingness to accept risks or conversely their preference to invest cautiously. Investors are also strongly recommended to sufficiently diversify their investments so as to avoid being exposed solely to the risks of this Fund. Investors should therefore seek advice in this regard from their usual advisors (legal, tax, financial and/or accounting) before purchasing any units of the Fund.
The source of the data contained in this document is Amundi Asset Management unless otherwise stated.

Policy regarding portfolio transparency and warning on secondary market
The policy regarding portfolio transparency and information on the funds assets are available on amundietf.com. Shares purchased on the secondary market cannot usually be sold directly back to the fund. Investors must buy and sell shares on a secondary market with the assistance of an intermediary (e.g. a stockbroker) and may incur fees for doing so. Investors may pay more than the current net asset value when buying shares and may receive less than the current net asset value when selling them.

« Technical net asset values may be calculated and published for any calendar day (excluding Saturdays and Sundays) that is neither a business day nor a transaction day. These technical net asset values are merely indicative and will not be the basis for purchasing, switching, redeeming and/or transferring shares."