

AMUNDI PRIME GLOBAL UCITS ETF DIST

FACTSHEET

Marketing
Communication

28/02/2026

ADVERTISEMENT

Key Information (Source: Amundi)

Net Asset Value (NAV) : **45.74 (USD)**
 NAV and AUM as of : **27/02/2026**
 Assets Under Management (AUM) :
2,709.57 (million USD)
 ISIN code : **IE000QIF5N15**
 WKN : **ETF211**
 Replication type : **Physical**
 Benchmark :
**100% SOLACTIVE GBS DEVELOPED MARKETS
 LARGE & MID CAP USD INDEX**

Objective and Investment Policy

The objective of this Sub-Fund is to track the performance of the Solactive GBS Developed Markets Large & Mid Cap USD Index Net TR (the "Index").

Risk Indicator (Source : Fund Admin)



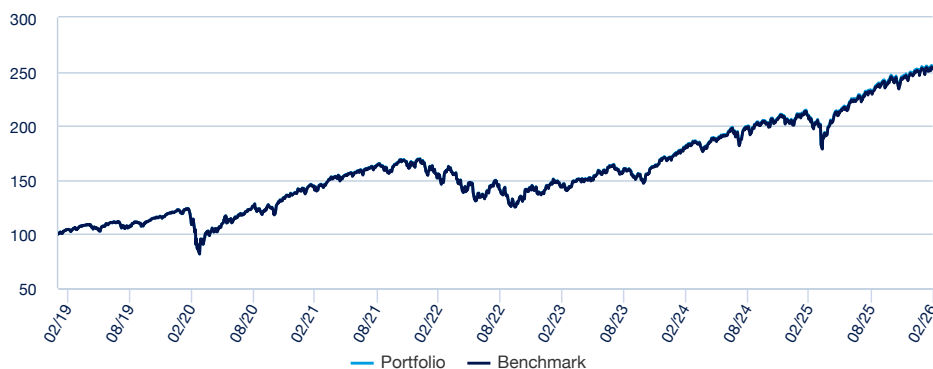
Lower Risk

Higher Risk

The SRI represents the risk and return profile as presented in the Key Information Document (KID). The lowest category does not imply that there is no risk. The SRI is not guaranteed and may change over time. The risk indicator assumes you keep the product for 5 years. The summary risk indicator is a guide to the level of risk of this product compared to other products. It shows how likely it is that the product will lose money because of movement in the markets or because we are not able to pay you.

Returns (Source: Fund Admin) - Past performance does not predict future returns

Performances from 30/01/2019 to 27/02/2026 (Source : Fund Admin)



Risk indicators (Source: Fund Admin)

	1 year	3 years	Inception to date *
Portfolio volatility	14.85%	13.18%	17.58%
Benchmark volatility	14.82%	13.15%	17.53%
Ex-post Tracking Error	0.06%	0.10%	0.11%
Sharpe ratio	1.20	1.16	0.63

* Volatility is a statistical indicator that measures an asset's variations around its average value. For example, market variations of +/- 1.5% per day correspond to a volatility of 25% per year. The higher the volatility, the higher the risk. The Tracking Error indicator measures the performance's difference between the fund and the benchmark

Cumulative returns* (Source: Fund Admin)

	YTD	1 month	3 months	1 year	3 years	5 years	Since
Since	31/12/2025	30/01/2026	28/11/2025	28/02/2025	28/02/2023	26/02/2021	30/01/2019
Portfolio	2.95%	0.75%	3.80%	21.99%	76.80%	80.83%	154.71%
Benchmark	2.98%	0.74%	3.82%	21.82%	76.23%	80.28%	153.30%
Spread	-0.02%	0.01%	-0.01%	0.17%	0.56%	0.55%	1.41%

Calendar year performance* (Source: Fund Admin)

	2025	2024	2023	2022	2021	2020	2019	2018	2017	2016
Portfolio	21.83%	18.66%	24.14%	-18.37%	21.75%	15.94%	-	-	-	-
Benchmark	21.62%	18.59%	23.92%	-18.28%	21.76%	15.69%	-	-	-	-
Spread	0.21%	0.07%	0.22%	-0.09%	-0.01%	0.25%	-	-	-	-

* Source : Amundi. The above cover complete periods of 12 months for each calendar year. Past performance is no predictor of current and future results and does not guarantee future yield. Any losses or gains do not take into consideration any costs, commissions and fees incurred by the investor in the issue and buyout of the shares (e.g. taxes, brokerage fees or other commissions deducted by the financial intermediary). If performance is calculated in a currency other than the euro, any losses or gains generated can thereby be affected by exchange rate fluctuations (both upward and downward). The discrepancy accounts for the performance difference between the portfolio and the index.

ADVERTISEMENT

Meet the Team



Lionel Brafman
Head of the Index & Multistategies team



Arnaud Vergonjeanne
Lead Portfolio Manager



Kavya Satish
Co-Portfolio Manager

Index Data (Source : Amundi)

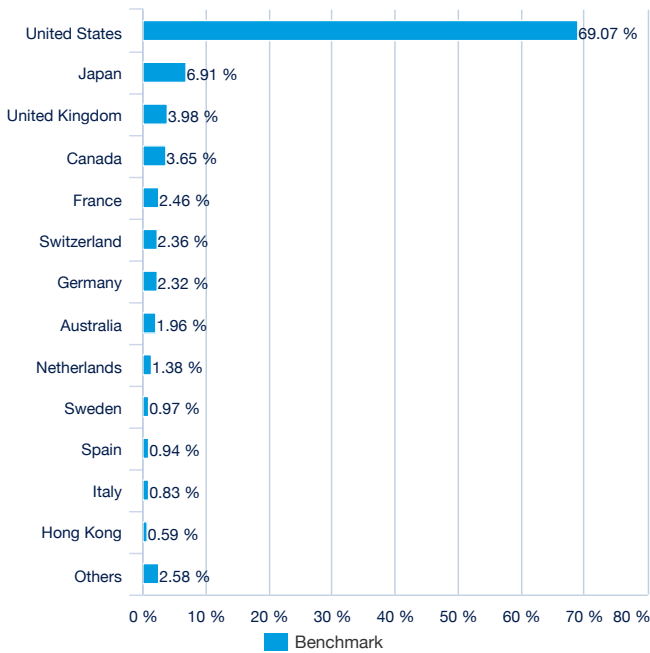
Description of the Index

The Index is an equity index representative of the large and mid-cap markets across 23 developed countries, covering approximately the largest 85% of the free-float market capitalization in the developed markets. More information about the composition of the index and its operating rules are available in the prospectus and at: solactive.com The Index value is available via Bloomberg (SDMLMCUN).

Information (Source: Amundi)

Asset class : **Equity**
Exposure : **International**
Benchmark index currency : **USD**
Holdings : **1397**

Geographical breakdown (for illustrative purposes only - Source: Amundi)

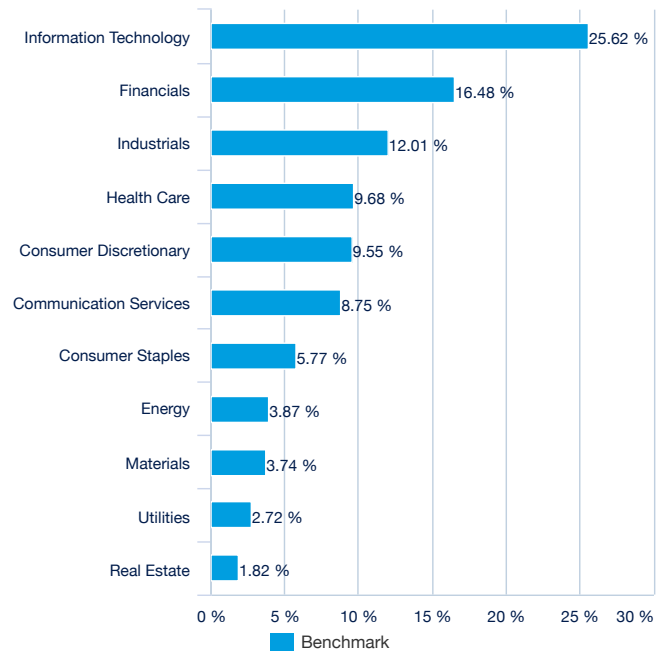


Top 10 benchmark holdings (source : Amundi)

	% of assets (Index)
NVIDIA CORP	5.18%
APPLE INC	4.71%
MICROSOFT CORP	3.54%
AMAZON.COM INC	2.38%
ALPHABET INC CL A	2.14%
ALPHABET INC CL C	1.86%
BROADCOM INC	1.80%
META PLATFORMS INC-CLASS A	1.71%
TESLA INC	1.42%
ELI LILLY & CO	1.04%
Total	25.78%

For illustrative purposes only and not a recommendation to buy or sell securities.

Benchmark Sector breakdown (for illustrative purposes only - Source : Amundi)



ADVERTISEMENT ■

Principal characteristics (Source : Amundi)

Fund structure	ICAV Irish
UCITS compliant	UCITS
Management Company	Amundi Ireland Limited
Administrator	HSBC Securities Services (Ireland) DAC
Custodian	HSBC Continental Europe
Independent auditor	PRICEWATERHOUSECOOPERS
Share-class inception date	21/11/2024
Date of the first NAV	30/01/2019
Share-class reference currency	USD
Classification	-
Type of shares	Distribution
ISIN code	IE000QIF5N15
Minimum investment to the secondary market	1 Share(s)
Frequency of NAV calculation	Daily
Management fees and other administrative or operating costs	0.05%
Fiscal year end	December

Listing data (source : Amundi)

Place	CCY	Bloomberg Ticker	Bloomberg iNAV	Reuters RIC	Reuters iNAV
Deutsche Boerse (Xetra)	GBP	MWOZ GY	PR1WGBIV	MWOLGBP.DE	PR1WGBPINAV=SOLA
Deutsche Boerse (Xetra)	EUR	MWOL GY	PR1WEUIV	MWOL.DE	PR1WEURINAV=SOLA
LSE	GBP	MWOZ LN	PR1WGBIV	MWOZ.L	PR1WGBPINAV=SOLA

Contact

ETF Sales contact

France & Luxembourg	+33 (0)1 76 32 65 76
Germany & Austria	+49 (0) 800 111 1928
Italy	+39 02 0065 2965
Switzerland (German)	+41 44 588 99 36
Switzerland (French)	+41 22 316 01 51
United Kingdom	+44 (0) 20 7 074 9598
UNITED KINGDOM (Instit)	+44 (0) 800 260 5644
Netherlands	+31 20 794 04 79
Nordic countries	+46 8 5348 2271
Hong Kong	+65 64 39 93 50
Spain	+34 914 36 72 45

ETF Capital Markets contact

Téléphone	+33 (0)1 76 32 19 93
Bloomberg IB Chat	Capital Markets Amundi ETF Capital Markets Amundi HK ETF

ETF Market Makers contact

BNP Paribas	+33 (0)1 40 14 60 01
Kepler Cheuvreux	+33 (0)1 53 65 35 25

Amundi contact

Amundi ETF
90 bd Pasteur
CS 21564
75 730 Paris Cedex 15 - France
Hotline : +33 (0)1 76 32 47 74
info-ett@amundi.com

ADVERTISEMENT ■

Index Providers

The financial instrument is not sponsored, promoted, sold or supported in any other manner by Solactive AG nor does Solactive AG offer any express or implicit guarantee or assurance either with regard to the results of using the index and/or index trade mark or the index price at any time or in any other respect. The index is calculated and published by Solactive AG. Solactive AG uses its best efforts to ensure that the index is calculated correctly. Irrespective of its obligations towards the issuer, Solactive AG has no obligation to point out errors in the index to third parties including but not limited to investors and/or financial intermediaries of the financial instrument. Neither publication of the index by Solactive AG nor the licensing of the index or index trade mark for the purpose of use in connection with the financial instrument constitutes a recommendation by Solactive AG to invest capital in said financial instrument nor does it in any way represent an assurance or opinion of Solactive AG with regard to any investment in this financial instrument.

Important information

This document is of an informative, non-contractual nature. The main characteristics of the funds are mentioned in the legal documentation available on the AMF website or on request made to the main offices of the management company. The legal documentation will be sent to you prior to subscribing to a fund. The duration of the Fund is unlimited. To invest means to assume risks: the values of UCITS stocks and shares are subject to market fluctuations and investments made may vary both upwards and downwards. Therefore, UCITS subscribers may lose all or part of the capital initially invested. Any person interested in investing in an UCITS should, preferably prior to subscription, to ensure this is in accordance with their pertaining legislation as well as the tax consequences of such an investment and have knowledge of the valid legal documents of each UCITS. The source of the data contained in this document is Amundi, unless otherwise mentioned. The date of the data contained herein is that indicated in the MONTHLY REPORT, unless otherwise stated. Please note that the management company may de-notify arrangements made for marketing as regards units or shares of the Fund in a Member State of the EU in respect of which it has made a notification.