

# Amundi STOXX Europe Defense UCITS ETF Acc

FACTSHEET

Marketing  
Communication

28/02/2026

ADVERTISEMENT ■

## Key Information (Source: Amundi)

Net Asset Value (NAV) : **6.28 ( EUR )**  
NAV and AUM as of : **27/02/2026**  
Assets Under Management (AUM) :  
**448.06 ( million EUR )**  
ISIN code : **LU3038520774**  
WKN : **ETF264**  
Replication type : **Physical**  
Benchmark :  
**100% STOXX EUROPE TOTAL MARKET  
DEFENSE INDEX NR Close**

« Technical net asset values may be calculated and published for any calendar day (excluding Saturdays and Sundays) that is neither a business day nor a transaction day. These technical net asset values are merely indicative and will not be the basis for purchasing, switching, redeeming and/or transferring shares. »

## Returns (Source: Fund Admin) - Past performance does not predict future returns

Under the ESMA rules or the FCA rules, funds distributed in the EU or the UK are not allowed to report performance returns if the fund is less than 12 months old.

## Objective and Investment Policy


The objective of this Sub-Fund is to track the performance of STOXX Europe Total Market Defense Capped Index (the "Index"), and to minimize the tracking error between the net asset value of the Sub-Fund and the performance of the Index. The anticipated level of the tracking error, under normal market conditions, is indicated in the prospectus of the Sub-Fund. The Index is a Net Total Return Index, meaning that dividends net of tax paid by the index constituents are included in the Index return.

## Risk Indicator (Source : Fund Admin)



Lower Risk

Higher Risk

 The SRI represents the risk and return profile as presented in the Key Information Document (KID). The lowest category does not imply that there is no risk. The SRI is not guaranteed and may change over time. The risk indicator assumes you keep the product for 5 years. The summary risk indicator is a guide to the level of risk of this product compared to other products. It shows how likely it is that the product will lose money because of movement in the markets or because we are not able to pay you.

ADVERTISEMENT

Meet the Team



**Lionel Brafman**  
Head of the Index & Multistrategies team



**Jerome Gueguen**  
Portfolio manager



**Vincent Masson**  
Co-Portfolio Manager

Index Data (Source : Amundi)

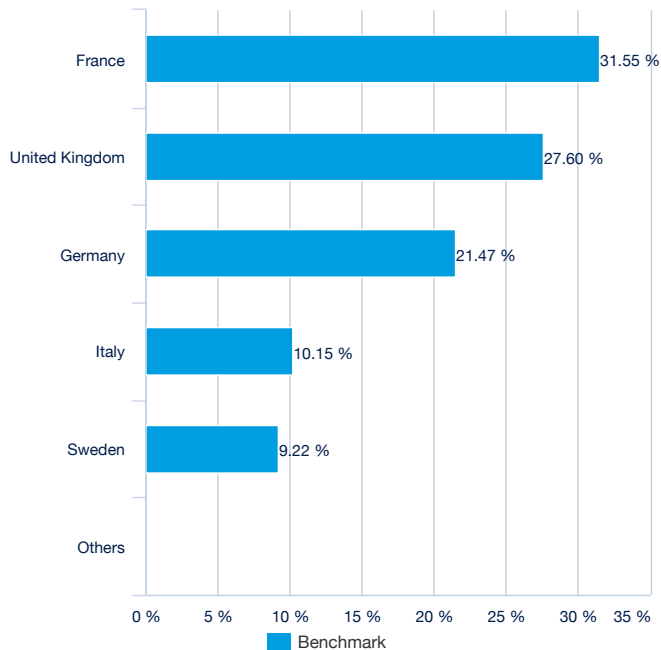
Description of the Index

The Index is an equity index designed to capture the performance of eligible equity securities from the STOXX Europe Total Market Index (the "Parent Index"). The Parent Index covers approximately 95 percent of the free float market capitalisation across 17 European countries, as per Index methodology. Eligible equity securities are companies classified in the Aerospace and Defense sector, according to the Industry Classification Benchmark ("ICB"), and that have a proven revenue exposure to defense activities. The defense revenue exposure is defined using Revere (RBICS) data and the Index aims to capture companies with proven exposure to the Defense theme.

Information (Source: Amundi)

Asset class : **Equity**  
Exposure : **Europe**  
Benchmark index currency : **EUR**  
Holdings : **21**

Geographical breakdown (for illustrative purposes only - Source: Amundi)

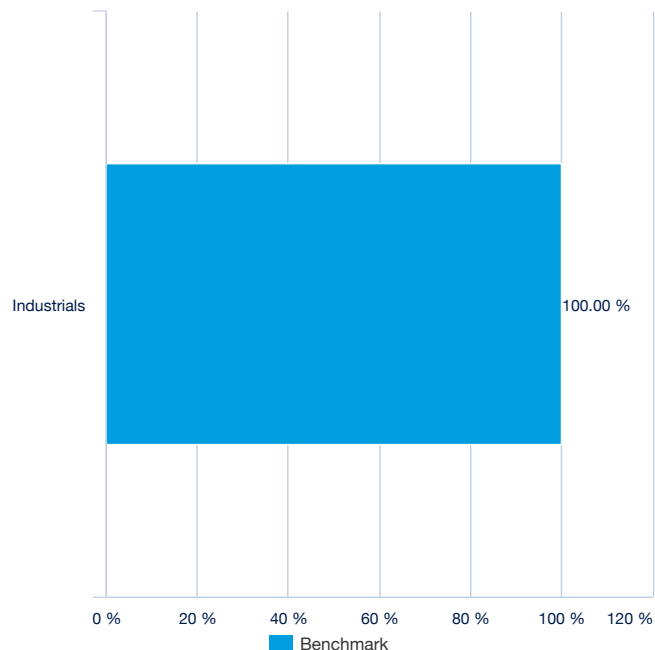


Top 10 benchmark holdings (source : Amundi)

Company	% of assets (Index)
BAE SYSTEMS PLC GBP	10.95%
ROLLS-ROYCE HOLDINGS PLC	10.75%
SAFRAN SA	10.38%
THALES SA	9.71%
LEONARDO SPA	9.57%
RHEINMETALL ORD	9.11%
SAAB AB-B	8.52%
AIRBUS SE	8.43%
MTU AERO ENGINES AG	8.37%
BABCOCK INTL GRP	3.30%
<b>Total</b>	<b>89.07%</b>

For illustrative purposes only and not a recommendation to buy or sell securities.

Benchmark Sector breakdown (for illustrative purposes only - Source : Amundi)



## ADVERTISEMENT ■

## Principal characteristics (Source : Amundi)

Fund structure	SICAV under Luxembourg law
UCITS compliant	UCITS
Management Company	Amundi Luxembourg SA
Administrator	CACEIS Bank, Luxembourg Branch
Custodian	CACEIS Bank, Luxembourg Branch
Independent auditor	PRICEWATERHOUSECOOPERS LUXEMBOURG
Share-class inception date	12/05/2025
Date of the first NAV	12/05/2025
Share-class reference currency	EUR
Classification	-
Type of shares	Accumulation
ISIN code	LU3038520774
Minimum investment to the secondary market	1 Share(s)
Frequency of NAV calculation	Daily
Management fees and other administrative or operating costs	0.35%
Fiscal year end	September

## Listing data (source : Amundi)

Place	CCY	Bloomberg Ticker	Bloomberg iNAV	Reuters RIC	Reuters iNAV
Six Swiss Exchange	CHF	DEFS SW	DEFSCHIV	DEFS.S	IDFSCHFNAV=SOLA
Deutsche Boerse (Xetra)	EUR	EDFS GY	DEFSEUIV	EDFS.DE	IDFSEURNAV=SOLA
Euronext Paris	EUR	DEFS FP	DEFSEUIV	DEFS.PA	IDFSEURNAV=SOLA
LSE	GBP	DEFE LN	DEFSGBIV	DEFE.L	IDFSGBPNAV=SOLA
LSE	USD	DEFS LN	DEFSUSIV	DEFS.L	IDFUSDNAV=SOLA

## Contact

## ETF Sales contact

France & Luxembourg	+33 (0)1 76 32 65 76
Germany & Austria	+49 (0) 800 111 1928
Italy	+39 02 0065 2965
Switzerland (German)	+41 44 588 99 36
Switzerland (French)	+41 22 316 01 51
United Kingdom	+44 (0) 20 7 074 9598
UNITED KINGDOM (Instit)	+44 (0) 800 260 5644
Netherlands	+31 20 794 04 79
Nordic countries	+46 8 5348 2271
Hong Kong	+65 64 39 93 50
Spain	+34 914 36 72 45

## ETF Capital Markets contact

Téléphone	+33 (0)1 76 32 19 93
Bloomberg IB Chat	Capital Markets Amundi ETF Capital Markets Amundi HK ETF

## ETF Market Makers contact

BNP Paribas	+33 (0)1 40 14 60 01
Kepler Cheuvreux	+33 (0)1 53 65 35 25

## Amundi contact

**Amundi ETF**  
90 bd Pasteur  
CS 21564  
75 730 Paris Cedex 15 - France  
**Hotline :** +33 (0)1 76 32 47 74  
info-ett@amundi.com

ADVERTISEMENT ■

## Index Providers

STOXX and its licensors (the "Licensors") have no relationship to the Amundi Asset Management, other than the licensing of the Index and the related trademarks for use in connection with the Subfund. STOXX and its Licensors do not : Sponsor, endorse, sell or promote the Subfund. Recommend that any person invest in the Subfund or any other securities. Have any responsibility or liability for or make any decisions about the timing, amount or pricing of Subfund. Have any responsibility or liability for the administration, management or marketing of the Subfund. Consider the needs of the Subfund or the owners of the Subfund in determining, composing or calculating the Index or have any obligation to do so. STOXX and its Licensors will not have any liability in connection with the Subfund. Specifically, STOXX and its Licensors do not make any warranty, express or implied and disclaim any and all warranty about : The results to be obtained by the Subfund, the owner of the Subfund or any other person in connection with the use of the Index and the data included in the Index ; The accuracy or completeness of the Index and its data; The merchantability and the fitness for a particular purpose or use of the Index and its data; STOXX and its Licensors will have no liability for any errors, omissions or interruptions in the Index or its data; Under no circumstances will STOXX or its Licensors be liable for any lost profits or indirect, punitive, special or consequential damages or losses, even if STOXX or its Licensors knows that they might occur. The licensing agreement between the Asset Manager and STOXX is solely for their benefit and not for the benefit of the owners of the Subfund or any other third parties.

## Important information

mentions\_legales\_FCP ETF\_Retail\_Allemagne\_Lux