Amundi S&P 500 Equal Weight UCITS ETF Acc

FACTSHEET

Marketing Communication

30/09/2026

ADVERTISEMENT

Objective and Investment Policy

This Sub-Fund is passively managed. The objective is to track the performance of "S&P 500 Equal Weight Index" (the "Index") denominated in USD, in order to offer an exposure to an equal-weight version of the S&P 500 Index which represents the largest companies listed in the United States, while minimizing the volatility of the difference between the return of the Sub-Fund and the return of the Index (the "Tracking Error"). The anticipated level of Tracking Error under normal market conditions is indicated in the Prospectus of the Sub-Fund. The Index is designed to be a size-neutral version of the S&P 500 Index and includes the same constituents as the cap-weighted S&P 500 Index but each company in the Index is allocated the same weight at each quarterly rebalancing, rather than weighted by float-adjusted market capitalization. The Index is a net total return index, meaning that dividends net of tax paid by the index constituents are included in the Index return. The complete methodology for the Index (including maintenance and rebalancing of the Index) is available for consultation on the website: https://www.spglobal.com/spdji/. The Index value is available via Bloomberg (SPXEWNTR). The Sub-Fund will apply an Indirect Replication methodology to get exposition to the Index. The Sub-Fund will invest into a total return swap (financial derivative instrument) delivering the performance of the Index against the performance of the assets held. Derivatives are integral to theSub-Fund's investment strategies.

Performances from 18/03/2025 to 30/09/2026 (Source : Fund Admin)

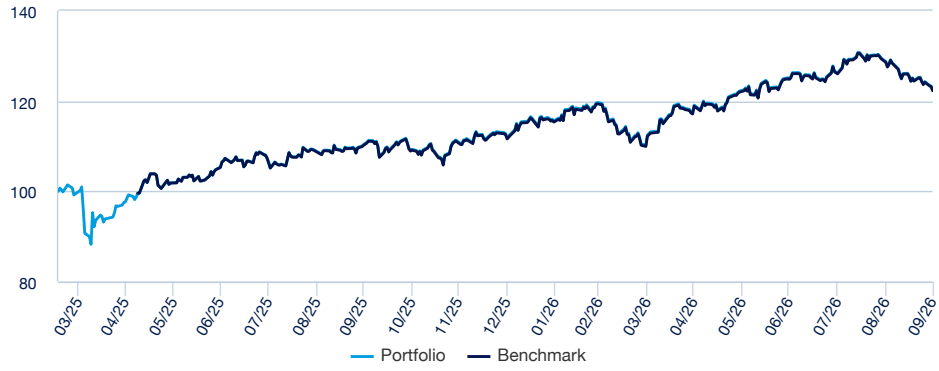

Risk indicators (Source: Fund Admin)

	1 year	Inception to date *
Portfolio volatility *	10.75%	13.51%
Benchmark volatility	10.76%	13.52%
Ex-post Tracking Error	0.05%	0.05%
Sharpe ratio	0.87	0.85

* Volatility is a statistical indicator that measures an asset's variations around its average value. For example, market variations of +/- 1.5% per day correspond to a volatility of 25% per year. The higher the volatility, the higher the risk.
The Tracking Error indicator measures the performance's difference between the fund and the benchmark

Cumulative returns* (Source: Fund Admin)

	YTD	1 month	3 months	1 year	3 years	5 years	Since
Since	31/12/2025	31/08/2026	30/06/2026	30/09/2025	-	-	18/03/2025
Portfolio	9.46%	-4.87%	-2.07%	10.92%	-	-	22.45%
Benchmark	9.59%	-4.86%	-2.00%	10.96%	-	-	22.29%
Spread	-0.13%	-0.01%	-0.07%	-0.04%	-	-	0.16%

Calendar year performance* (Source: Fund Admin)

	2025	2024	2023	2022	2021
Portfolio	-	-	-	-	-
Benchmark	-	-	-	-	-
Spread	-	-	-	-	-

** Source : Amundi. The above cover complete periods of 12 months for each calendar year.* ***Past performance is no predictor of current and future results and does not guarantee future yield*** *. Any losses or gains do not take into consideration any costs, commissions and fees incurred by the investor in the issue and buyout of the shares (e.g. taxes, brokerage fees or other commissions deducted by the financial intermediary). If performance is calculated in a currency other than the euro, any losses or gains generated can thereby be affected by exchange rate fluctuations (both upward and downward). The discrepancy accounts for the performance difference between the portfolio and the index.*

Amundi S&P 500 Equal Weight UCITS ETF Acc

FACTSHEET

Marketing Communication
30/09/2026

ADVERTISEMENT

Risk Indicator ***(Source : Fund Admin)***



The SRI represents the risk and return profile as presented in the Key Information Document (KID). The lowest category does not imply that there is no risk. The SRI is not guaranteed and may change over time. The risk indicator assumes you keep the product for 5 years.
The summary risk indicator is a guide to the level of risk of this product compared to other products. It shows how likely it is that the product will lose money because of movement in the markets or because we are not able to pay you.

We have classified this product as 4 out of 7, which is a medium risk class. This rates the potential losses from future performance at a medium level, and poor market conditions could impact our capacity to pay you. Additional risks: Market liquidity risk could amplify the variation of product performances. This product does not include any protection from future market performance so you could lose some or all of your investment. Beside the risks included in the risk indicator, other risks may affect the Sub-Fund's performance. Please refer to the MULTI UNITS LUXEMBOURG prospectus.

Characteristics (source: Amundi)

VL	**A : 12.24 USD**
Assets Under Management (AUM)	**125.35 (million USD)**
Management fees and other administrative or operating costs *	**0.12%**
NAV and AUM as of	**30/09/2026**
ISIN code	**A : LU2991918421**
WKN	**A : ETF247**
Replication type	**Synthetical**
Benchmark	**100% S&P 500 EQUAL WEIGHTED NR Close**
Type of shares	**Accumulation**
Fund structure	SICAV under Luxembourg law
UCITS compliant	UCITS
Management Company	Amundi Luxembourg SA
Administrator	SOCIETE GENERALE LUXEMBOURG
Custodian	SOCIETE GENERALE LUXEMBOURG
Independent auditor	DELOITTE AUDIT
Share-class inception date	18/03/2025
First NAV	10.00 (USD)
Date of the first NAV	18/03/2025
Share-class reference currency	USD
Minimum investment to the secondary market	1 Share(s)
Frequency of NAV calculation	Daily
Fiscal year end	September
Fondstyp nach InvStG	Shares
Mindestaktienquote	90 %

* For more information regarding the full set of fees borne by the fund, please refer to its Key Information Document (KID). Transaction fees and commissions may apply when trading ETFs.

Amundi S&P 500 Equal Weight UCITS ETF Acc

FACTSHEET

Marketing Communication
30/09/2026

ADVERTISEMENT

Meet the Team



Sébastien Foy

Responsable de l'équipe de gestion - Indiciel Synthétique



Sebastien Venail

Co-Portfolio Manager



Hamid Drali

Co-Portfolio Manager

Index Data (Source : Amundi)

Description of the Index

The Index is designed to be a size-neutral version of the S&P 500 Index and includes the same constituents as the cap-weighted S&P 500 Index but each company in the Index is allocated the same weight at each quarterly rebalancing, rather than weighted by float-adjusted market capitalization. The Index is a net total return index, meaning that dividends net of tax paid by the index constituents are included in the Index return.

Information (Source: Amundi)

Asset class : **Equity**
Exposure : **USA**

Holdings : **503**

Top 10 benchmark holdings (source : Amundi)

	% of assets (Index)
MODERNA INC	0.31%
EVERPURE INC-A	0.27%
ILLUMINA INC	0.27%
CROWDSTRIKE HOLDINGS INC - A	0.26%
REVVITY INC	0.25%
AGILENT TECHNOLOGIES INC	0.25%
DATADOG INC - CLASS A	0.24%
METTLER-TOLEDO INTERNATIONAL	0.24%
INTUITIVE SURGICAL INC	0.24%
ADVANCED MICRO DEVICES	0.24%
Total	**2.57%**

For illustrative purposes only and not a recommendation to buy or sell securities.

Geographical breakdown (for illustrative purposes only - Source: Amundi)

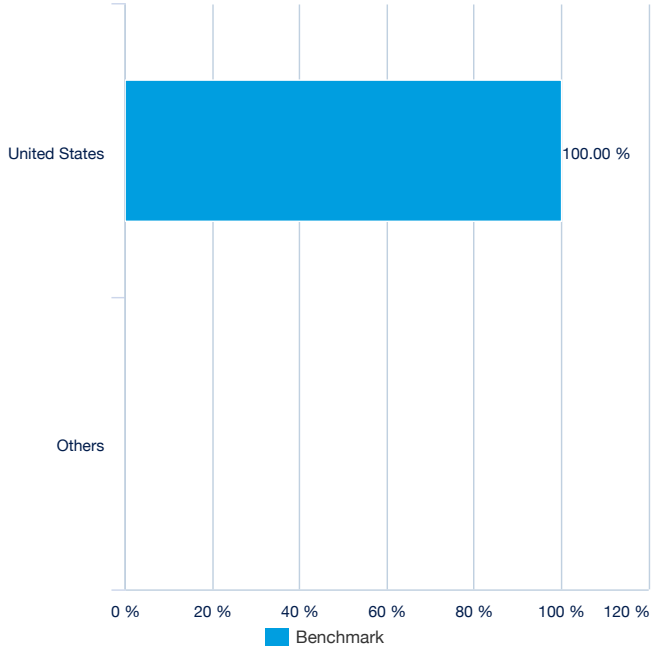

Benchmark Sector breakdown (for illustrative purposes only - Source : Amundi)

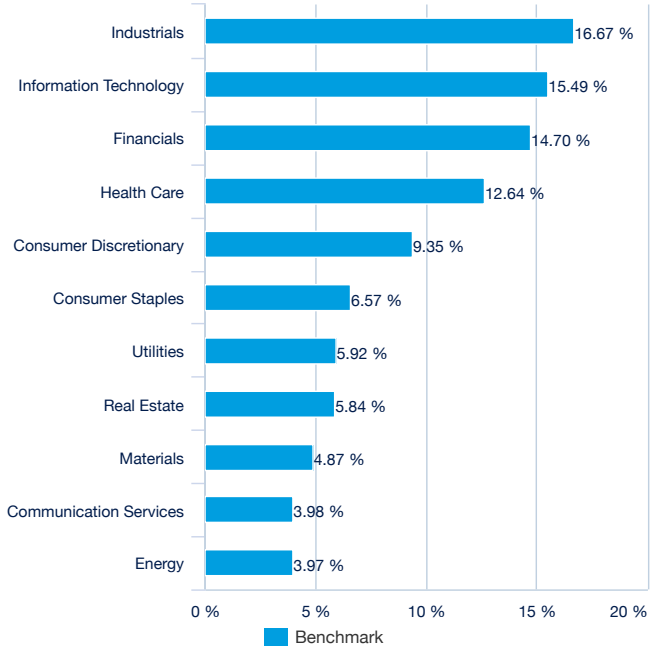

ADVERTISEMENT

Listing data (source : Amundi)

Place	CCY	Bloomberg Ticker	Bloomberg iNAV	Reuters RIC	Reuters iNAV
Deutsche Boerse (Xetra)	EUR	EQSP GY	EQSPEUIV	EQSP.DE	IEQSPEURINAV=SOLA
Deutsche Boerse (Xetra)	USD	EQSU GY	EQSPUSIV	EQSPUSD.DE	IEQSPUSDINAV=SOLA
Bolsa Institucional de Valores	MXN	EQSUN MM	-	-	-
LSE	GBP	EQSU LN	EQSPGBIV	EQSU.L	IEQSPGBPINAV=SOLA

Index Providers

THE SUB-FUND IS NOT SPONSORED, ENDORSED, SOLD OR PROMOTED BY STANDARD & POOR'S OR ITS AFFILIATES ("S&P"). S&P MAKES NO REPRESENTATION, CONDITION OR WARRANTY, EXPRESS OR IMPLIED, TO THE OWNERS OF THE SUB-FUND OR ANY MEMBER OF THE PUBLIC REGARDING THE ADVISABILITY OF INVESTING IN SECURITIES GENERALLY OR IN THE SUB-FUND PARTICULARLY OR THE ABILITY OF THE INDEX TO TRACK THE PERFORMANCE OF CERTAIN FINANCIAL MARKETS AND/OR SECTIONS THEREOF AND/OR OF GROUPS OF ASSETS OR ASSET CLASSES. S&P'S ONLY RELATIONSHIP BETWEEN S&P AND AMUNDI IS THE LICENSING OF CERTAIN TRADEMARKS AND TRADE NAMES AND OF THE INDEX, WHICH IS DETERMINED, COMPOSED AND CALCULATED BY S&P WITHOUT REGARD TO AMUNDI OR THE SUB-FUND. S&P HAS NO OBLIGATION TO TAKE INTO CONSIDERATION THE NEEDS OF AMUNDI OR OF INVESTORS IN DETERMINING, COMPOSING OR CALCULATING THE INDEX. S&P IS NOT LIABLE FOR AND HAS NOT PARTICIPATED IN THE DETERMINATION OF THE SUB-FUND'S PRICES AND NAV, IN THE TIMING OF THE ISSUANCE OR SALE OF THE SUB-FUND OR IN THE DETERMINATION OR CALCULATION OF THE EQUATION BY WHICH THE FUND SHARES ARE CONVERTED INTO CASH. S&P HAS NO OBLIGATION OR LIABILITY IN CONNECTION WITH THE ADMINISTRATION, MARKETING, OR TRADING OF THE SUB-FUND. S&P DOES NOT GUARANTEE THE ACCURACY AND/OR THE COMPLETENESS OF THE INDEX OR ANY DATA INCLUDED THEREIN AND S&P SHALL HAVE NO LIABILITY FOR ANY ERRORS, OMISSIONS, OR INTERRUPTIONS THEREIN. S&P MAKES NO WARRANTY, CONDITION OR REPRESENTATION, EXPRESS OR IMPLIED, AS TO RESULTS TO BE OBTAINED BY AMUNDI, INVESTORS, OR ANY OTHER PERSON OR ENTITY FROM THE USE OF THE INDEX OR ANY DATA INCLUDED THEREIN. S&P MAKES NO EXPRESS OR IMPLIED WARRANTIES, REPRESENTATIONS OR CONDITIONS, AND EXPRESSLY DISCLAIMS ALL WARRANTIES OR CONDITIONS OF MERCHANTABILITY OR FITNESS FOR A PARTICULAR PURPOSE OR USE AND ANY OTHER EXPRESS OR IMPLIED WARRANTY OR CONDITION WITH RESPECT TO THE INDEX OR ANY DATA INCLUDED THEREIN. WITHOUT LIMITING ANY OF THE FOREGOING, IN NO EVENT SHALL S&P HAVE ANY LIABILITY FOR ANY SPECIAL, PUNITIVE, INDIRECT, OR CONSEQUENTIAL DAMAGES (INCLUDING LOST PROFITS) RESULTING FROM THE USE OF THE INDEX OR ANY DATA INCLUDED THEREIN, EVEN IF NOTIFIED OF THE POSSIBILITY OF SUCH DAMAGES.

Amundi Asset Management, SAS (French : Société par Actions Simplifiée) with a capital of 1 143 615 555 €
AMF approved Portfolio Management Company- GP number 04000036
Corporate address: 91-93, Boulevard Pasteur - 75015 Paris- France 437 574 452 RCS Paris

Important information

Note on the Fund management company and the fund
Multi Units Luxembourg, RCS B115129, Luxembourg SICAV located 9, rue de Bitbourg, L-1273 Luxembourg, and managed by Amundi Luxembourg S.A.
The Fund is described in a Key Information Document (KID), or Key Investor Information Document (KIID) for UK investors, and prospectus. The Funds KID, or KIID for UK investors, must be made available to potential subscribers prior to subscription.
The Funds reference material (KIID, prospectus, annual and semi-annual reports) can be obtained from Amundi on request, or obtained via the amundietf.com website.

In the United Kingdom (the "UK"), this website is being issued by Amundi (UK) Limited, 77 Coleman Street, London EC2R 5BJ, UK. Amundi (UK) Limited is authorised and regulated by the Financial Conduct Authority ("FCA") and entered on the FCA's Financial Services Register under number 114503. This may be checked at https://register.fca.org.uk/ and further information of its authorisation is available on request. Each fund and its relevant sub-fund(s) under its respective fund range that is referred to in this website (each, a "Fund") is a recognised collective investment scheme for the purposes of Section 264 of the Financial Services and Markets Act 2000 (the "FSMA").
Potential investors in the UK should be aware that none of the protections afforded by the UK regulatory system will apply to an investment in a Fund and that compensation will not be available under the UK Financial Services Compensation Scheme.
Regarding Funds admitted on a regulated market, the listing is subject to a volatility control mechanisms to ensure that the ETF price does not deviate significantly from a reference price set by the listing rules of the relevant regulated market, notably through the implementation of a trading halt mechanism in case of significant deviation from this reference price.
The Fund offers no capital guarantee. Investors may not get back the full amount of their initial investment, particularly in the event that the benchmark index falls. Subscribing to a UCITS may involve risks. Potential investors are advised to read the Funds risk profile, which is described in detail in the prospectus. The amount that is reasonable to invest in the Fund will depend on the personal circumstances of each investor. To determine this amount, investors should take into account their financial situation, personal assets, and current and future requirements, as well as considering their willingness to accept risks or conversely their preference to invest cautiously. Investors are also strongly recommended to sufficiently diversify their investments so as to avoid being exposed solely to the risks of this Fund. Investors should therefore seek advice in this regard from their usual advisors (legal, tax, financial and/or accounting) before purchasing any units of the Fund.
The source of the data contained in this document is Amundi Asset Management unless otherwise stated.

Policy regarding portfolio transparency and warning on secondary market
The policy regarding portfolio transparency and information on the funds assets are available on amundietf.com. Shares purchased on the secondary market cannot usually be sold directly back to the fund. Investors must buy and sell shares on a secondary market with the assistance of an intermediary (e.g. a stockbroker) and may incur fees for doing so. Investors may pay more than the current net asset value when buying shares and may receive less than the current net asset value when selling them.

« Technical net asset values may be calculated and published for any calendar day (excluding Saturdays and Sundays) that is neither a business day nor a transaction day. These technical net asset values are merely indicative and will not be the basis for purchasing, switching, redeeming and/or transferring shares."