Amundi Smart Overnight Return UCITS ETF JPY Hedged Acc

FACTSHEET

Marketing Communication

30/09/2026

ADVERTISEMENT

Under the ESMA rules or the FCA rules, funds distributed in the EU or the UK are not allowed to report performance returns if the fund is less than 12 months old.

Risk Indicator ***(Source : Fund Admin)***

1	2	**3**	4	5	6	7

Lower Risk — Higher Risk

⚠ The SRI represents the risk and return profile as presented in the Key Information Document (KID). The lowest category does not imply that there is no risk. The SRI is not guaranteed and may change over time. The risk indicator assumes you keep the product for 3 Months.
The summary risk indicator is a guide to the level of risk of this product compared to other products. It shows how likely it is that the product will lose money because of movement in the markets or because we are not able to pay you.

NET ANNUALIZED PREMIUM OVER ESTR CAPITALISE (bps)

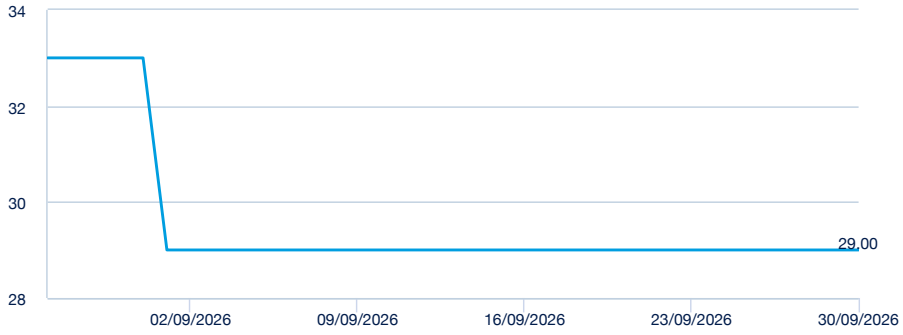

MAIN FUND CHARACTERISTICS

Fund structure	SICAV under Luxembourg law
UCITS Compliant	Yes
ISIN code	LU3375309823
Replication type	Synthétique
Share Class Currency	JPY
Inception Date	07/03/2025
First NAV	2000 (JPY)
Management fees and other administrative or operating costs	0.10%
Total asset	16.02 (M JPY)
Fund Net asset Value	22,346.78 (M EUR)
NAV per Share	2,002.59 (JPY)
Minimum subsequent subscription	1
Type of shares	Capitalisation

Benchmark	100% SOLACTIVE MUTAN DAILY TOTAL RETURN INDEX

FUND FACTS

Total Fund Assets	3,993,401.47 (million JPY)
NAV per Share	2,002.59 JPY

Minimum counterparty rating	A
Sensibilité	0.00

Weighted Average Life	1
Weighted Average Maturity	1

This material has been prepared for informational purposes only and does not constitute an offer, or a solicitation of an offer, to buy or sell any security or instrument, does not constitute an offer of purchase, sale or subscription of financial instruments nor is it a marketing proposal to participate in any investment strategy or an offer of financial services. Any such offer or solicitation may be made only pursuant to the Prospectus or Offering Memorandum. This product may be subject to restrictions with regard to certain persons or in certain countries under national regulations applicable to said persons or in said countries. Amundi Asset Management ("Amundi AM") and its subsidiaries may not be held responsible for the financial or other consequences that may arise from the investment in this product. The information presented in this document is based on market data at a given moment and may change from time to time. Past performances do not guarantee future results.

ADVERTISEMENT

PORTFOLIO ANALYSIS BY INSTRUMENT TYPE

SECURED VS NON-SECURED LENDING % OF NET ASSETS

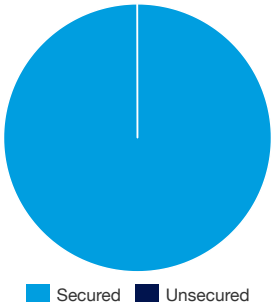

Objective and Investment Policy

The objective of this Sub-Fund is to replicate the performance of the Solactive MUTAN Daily Total Return Index (the "Index") and to minimize the tracking error between the net asset value of the Sub-Fund and the performance of the Index.

TOP 10 HOLDINGS

Name	Portfolio	Country	MSCI Sector	Instrument group
APPLE INC	6.05	United States	Information Technology	Equities
MICROSOFT CORP	5.12	United States	Information Technology	Equities
AMAZON COM INC	4.92	United States	Consumer Discretionary	Equities
ALPHABET INC	4.10	United States	Communication Services	Equities
BROADCOM INC	3.56	United States	Information Technology	Equities
INTEL CORP	3.00	United States	Information Technology	Equities
ADVANCED MICRO DEVICES INC	2.87	United States	Information Technology	Equities
NVIDIA CORP	2.87	United States	Information Technology	Equities
TESLA INC	2.71	United States	Consumer Discretionary	Equities
BERKSHIRE HATHAWAY INC	2.30	United States	Financials	Equities

This material has been prepared for informational purposes only and does not constitute an offer, or a solicitation of an offer, to buy or sell any security or instrument, does not constitute an offer of purchase, sale or subscription of financial instruments nor is it a marketing proposal to participate in any investment strategy or an offer of financial services. Any such offer or solicitation may be made only pursuant to the Prospectus or Offering Memorandum. This product may be subject to restrictions with regard to certain persons or in certain countries under national regulations applicable to said persons or in said countries. Amundi Asset Management ("Amundi AM") and its subsidiaries may not be held responsible for the financial or other consequences that may arise from the investment in this product. The information presented in this document is based on market data at a given moment and may change from time to time. Past performances do not guarantee future results.

ANALYSIS OF THE BASKET OF SECURITIES USED AS GUARANTEES

ASSETS CATEGORIES BREAKDOWN



Excluding derivatives instruments.

Sector breakdown (Source: Amundi)

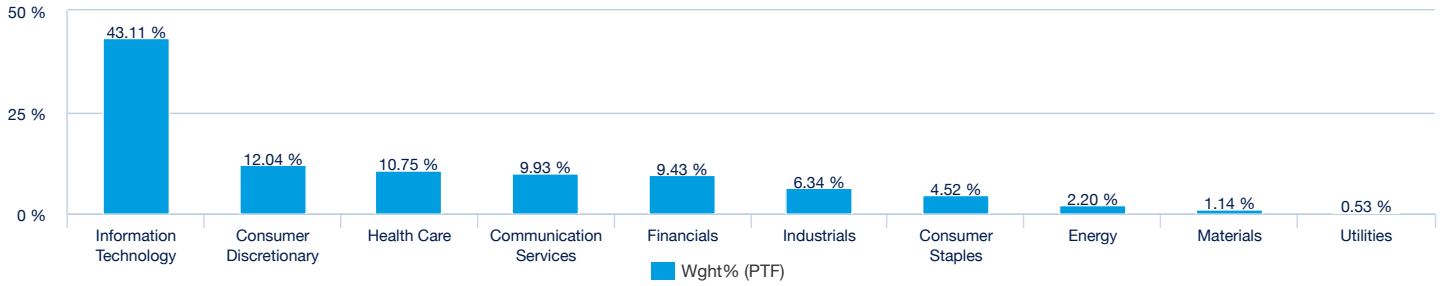

Excluding derivatives instruments.

Geographical breakdown (Source: Amundi)

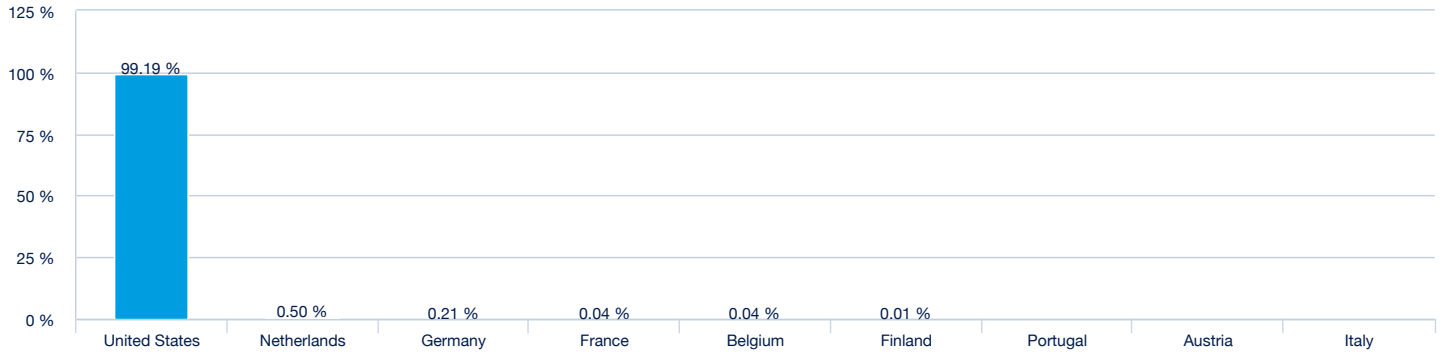

Excluding derivatives instruments.

This material has been prepared for informational purposes only and does not constitute an offer, or a solicitation of an offer, to buy or sell any security or instrument, does not constitute an offer of purchase, sale or subscription of financial instruments nor is it a marketing proposal to participate in any investment strategy or an offer of financial services. Any such offer or solicitation may be made only pursuant to the Prospectus or Offering Memorandum. This product may be subject to restrictions with regard to certain persons or in certain countries under national regulations applicable to said persons or in said countries. Amundi Asset Management ("Amundi AM") and its subsidiaries may not be held responsible for the financial or other consequences that may arise from the investment in this product. The information presented in this document is based on market data at a given moment and may change from time to time. Past performances do not guarantee future results.